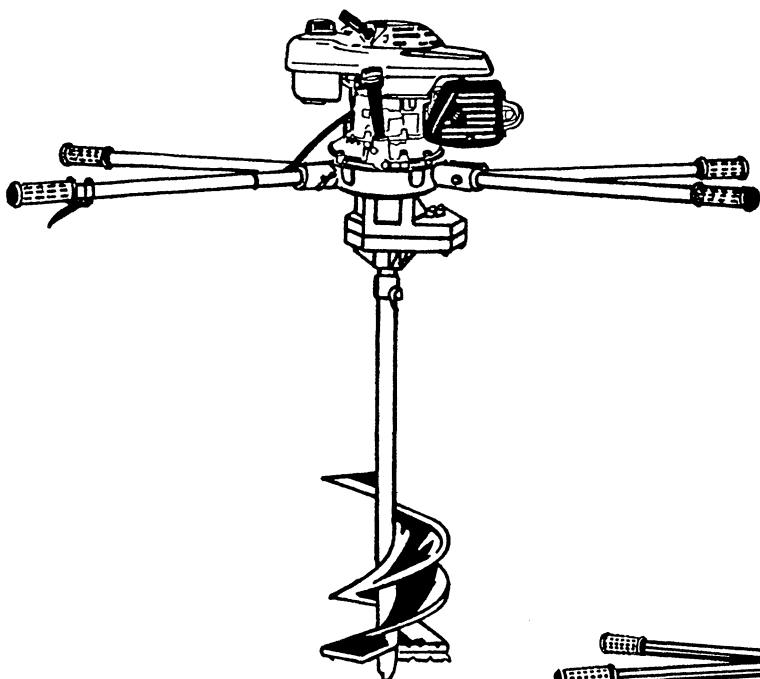


Earth Drills

One and Two Operator Models

STANDARD EARTH AUGERS
PENGO HEAVY DUTY AUGERS



PH5000

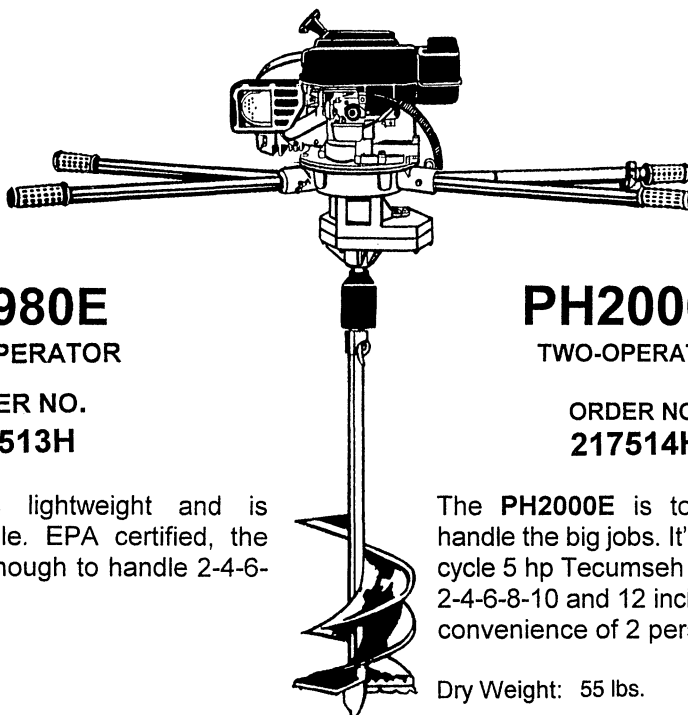
TWO-OPERATOR

ORDER NO.

218657H

The PH5000 is tough enough to handle the big jobs. It's powered by a 4 cycle 5 hp Honda engine. Handles 2-4-6-8-10 and 12 inch augers with the convenience of 2 person operation.

Dry Weight: 55 lbs.



PH2000E

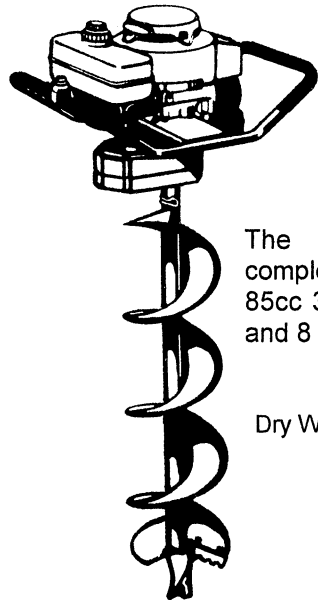
TWO-OPERATOR

ORDER NO.

217514H

The PH2000E is tough enough to handle the big jobs. It's powered by a 4 cycle 5 hp Tecumseh engine. Handles 2-4-6-8-10 and 12 inch augers with the convenience of 2 person operation.

Dry Weight: 55 lbs.



PH980E

ONE-OPERATOR

ORDER NO.

217513H

The PH980E is lightweight and is completely portable. EPA certified, the 85cc 3hp is big enough to handle 2-4-6- and 8 inch augers.

Dry Weight: 32 lbs.

***POWER HEAD**
Does not include
Augers as shown

RECOMMENDED AUGER SIZES
2" thru 12" Standard
6" thru 12" Pengo

PLEASE REFER TO
YOUR CURRENT
PRICE LIST FOR
PRICING INFORMATION

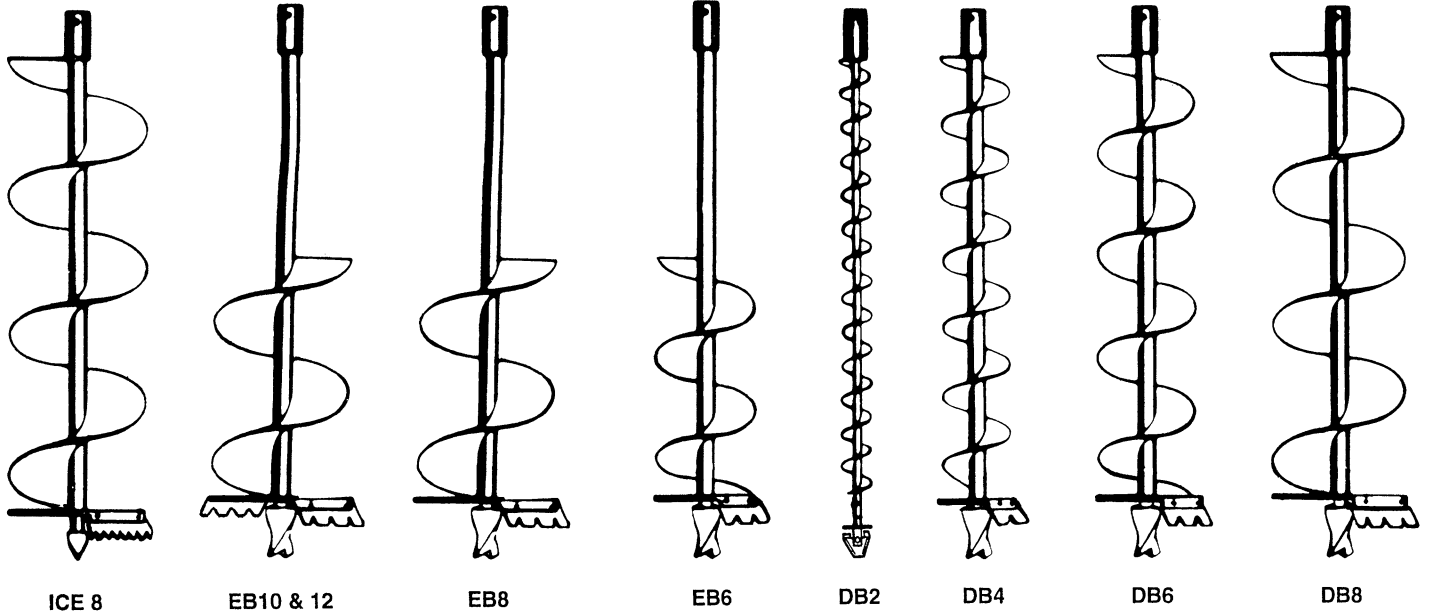
HOFFCO HEAVY-DUTY AUGERS (PENGO)

Hoffco has for many years offered EARTH AND ICE DRILLS that did a superb job for those NORMAL and REGULAR JOBS — NOW HOFFCO INTRODUCES THE HOFFCO HEAVY-DUTY EARTHAUGERS. . . the ultimate in drilling performance. The HEAVY-DUTY EARTHAUGERS come in 6", 8", 10" and 12" (*Note: 10" and 12" augers are not recommended for use with the Hoffco PH980, One-Operator Earth Drill.*) auger sizes with seven (7) types of interchangeable teeth that are fully forged and precisely heat treated and designed thin for fast penetration without sacrificing strength. Quick tooth change through a patented procedure assures less downtime for the operator.

358 N.W. F Street Richmond, IN 47374-2297
(765) 966-8161 FAX: (765) 935-2346
(800) 999-8161 <http://www.hoffcocomet.com>

161073H REV B. PRINTED U.S.A.

STANDARD AUGERS BLADE & CUTTER TIP PARTS



STANDARD EARTH AUGERS

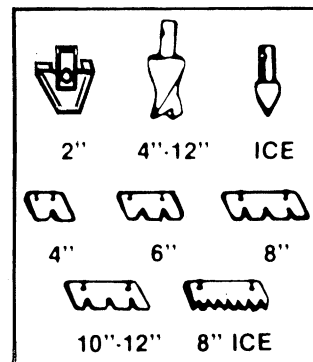
NOTE: Blade and Cutter Tip Parts Included with Standard Earth Augers.

ORDER NO.	DESCRIPTION
201557H	DB-2 Earth Bit, 2" Full Flite
201558H	DB-4 Earth Bit, 4" Full Flite
203678H	DB-6 Earth Bit, 6" Full Flite
203679H	DB-8 Earth Bit, 8" Full Flite
201559H	EB-6 Earth Bit, 6" Half Flite
201560H	EB-8 Earth Bit, 8" Half Flite
204684H	EB-10 Earth Bit, 10" Half Flite
204685H	EB-12 Earth Bit, 12" Half Flite
201561H	IC-8 Ice Bit, 8" Full Flite
12038H	IBC Ice Bit Conversion For EB-8 or DB-8
201564H	EX-18 Bit Extension 18"

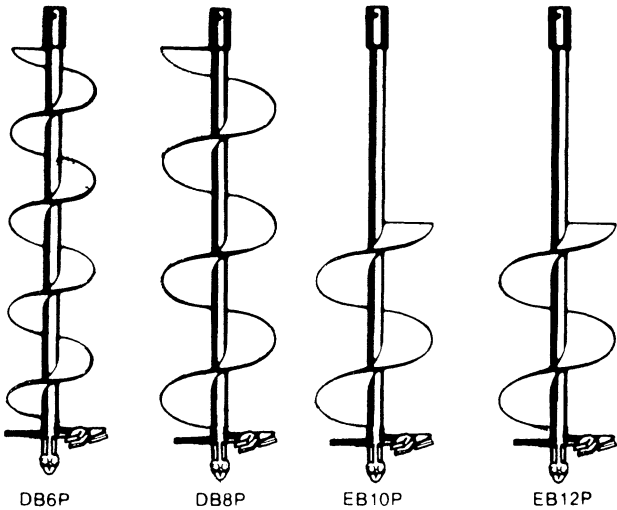
**PLEASE REFER TO
YOUR CURRENT
PRICE LIST FOR
PRICING INFORMATION**

STANDARD BLADE & CUTTER TIP PARTS

ORDER NO.	DESCRIPTION
215729S	Earth Bit Tip Assembly, 2"
204821S	Earth Bit Tip - 4,6,8,10,12
10556S	Cutter Blade, Earth 4"
10557S	Cutter Blade, Earth 6"
10558S	Cutter Blade, Earth 8"
204678S	Cutter Blade, Earth 10"
204679S	Cutter Blade, Earth 12"
10559S	Cutter Blade, Ice 8"
10554S	Ice Bit Tip 8"



PENGO HEAVY DUTY AUGERS/TEETH & PILOT POINTS



PENGO TEETH



PENGO PILOT POINTS

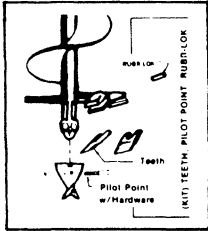


HARDWARE INCLUDED IN ALL KITS

A VARIETY OF TEETH AND PILOT POINTS TO INCREASE DIGGING VERSATILITY

The business end of any cutting tool is the tooth, and PENGO teeth are the fastest cutting, longest lasting teeth on the market. Because PENGO teeth are fully forged and precisely heat treated, they can be designed thin for fast penetration without sacrificing muscle.

All hardfaced teeth are heat treated after hardfacing to bring parent metal back to uniform hardness.



PENGO HEAVY DUTY AUGERS LESS TEETH & PILOT POINTS		
DB-8P, EB-10P and EB-12P USE TWO (2) TEETH		
DB-6P (6" Heavy Duty Auger) USES ONE (1) TOOTH		
PACKAGE CODE C		
ORDER NO. 208439H	DB-6P - 6"	EARTH BIT, FULL FLITE
ORDER NO. 208440H	DB-8P - 8"	EARTH BIT, FULL FLITE
ORDER NO. 208441H	EB-10P - 10"	EARTH BIT, HALF FLITE
ORDER NO. 208442H	EB-12P - 12"	EARTH BIT, HALF FLITE

NOTE: Pengo Teeth and Pilot Points must be ordered separately. Ordering information shown below.

DESCRIPTION AND APPLICATION OF TEETH AND PILOT POINTS

STD.....For ordinary digging and loose sandy soil. Thin cross section for best penetration. Wears Sharp.

HFC.....Hardfaced 1-side dirt tooth. For abrasive soil. Use in all pockets of auger. Install hardfacing up.

HFFC.....Dirt tooth, hardfaced 2-sides. For long wear in extremely abrasive soil.

CHISEL STD--Chisel-point tooth. For digging, caliche, hardpan, sandstone. Use only in inside pockets of head. Installed rib side up.

CHISEL HFC--Chisel-point tooth, hardfaced for longer wear, abrasive soil. For harder digging, caliche, hardpan, sandstone. Use only in inside pockets of head, installed rib side up.

CARBIDE.....Tungsten carbide tooth. Longest wear, for extremely hard, abrasive soil, especially frozen ground.

CARBIDE CHISEL.....Tungsten carbide tooth. For extremely abrasive soil, especially frozen ground.

PENGO TEETH AND PILOT POINT KITS, COMPLETE W/RUBR-LOK AND HARDWARE				
ORDER NO.	DESCRIPTION			
208427H	PK STD	8P, 10P, 12P	Includes (2) STD Teeth	(1) STD Pilot Point
208433H	PK STD	6P Only	Includes (1) STD Tooth	(1) STD Pilot Point
208428H	PK HFC	8P, 10P, 12P	Includes (2) HFC Teeth	(1) HFC Pilot Point
208434H	PK HFC	6P Only	Includes (1) HFC Tooth	(1) HFC Pilot Point
208429H	PK HFFC	8P, 10P, 12P	Includes (2) HFFC Teeth	(1) HFC Pilot Point
208435H	PK HFFC	6P Only	Includes (1) HFFC Tooth	(1) HFC Pilot Point
208430H	PK CHISEL STD	8P, 10P, 12P	Includes (1) CHISEL Tooth (1) STD Pilot Point	(1) STD Tooth
208431H	PK CHISEL HFC	8P, 10P, 12P	Includes (1) HFC CHISEL Tooth (1) HFC Pilot Point	(1) HFC Tooth
208432H	PK CARBIDE	8P, 10P, 12P	Includes (2) CARBIDE Teeth	(1) CARBIDE Pilot Point
208438H	PK CARBIDE	6P Only	Includes (1) CARBIDE Tooth	(1) CARBIDE Pilot Point
212623H	PK CARBIDE CHISEL	8P, 10P, 12P	Includes (1) CARBIDE Chisel Tooth	(1) CARBIDE Tooth

PLEASE REFER TO YOUR CURRENT PRICE LIST FOR PRICING INFORMATION

PENGO TOOTH W/RUBR-LOK	
ORDER NO.	DESCRIPTION
208415S	STD
208416S	HFC
208417S	HFFC
208418S	CHISEL STD
208419S	CHISEL HFC
208420S	CARBIDE
212480S	CARBIDE CHISEL

PILOT POINT W/HARDWARE	
ORDER NO.	DESCRIPTION
208412S	STD
208413S	HFC
208414S	CARBIDE

RUBR-LOK	
ORDER NO.	DESCRIPTION
208424S	RUBR-LOK, 1 1/2" Length (1) Required each tooth

HARDWARE	
ORDER NO.	DESCRIPTION
208425S	Screw
200493S	Nut
203616S	Shear Pin
10893S	Cotter Pin

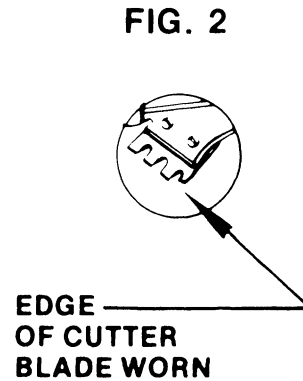
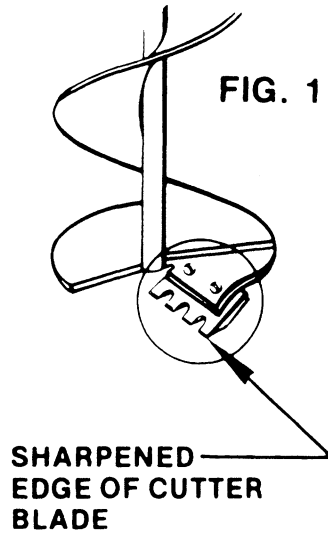
INSTALLING AND REPLACING STANDARD CUTTER BLADES

FIG. 1 - INSTALLATION OF CUTTER BLADE

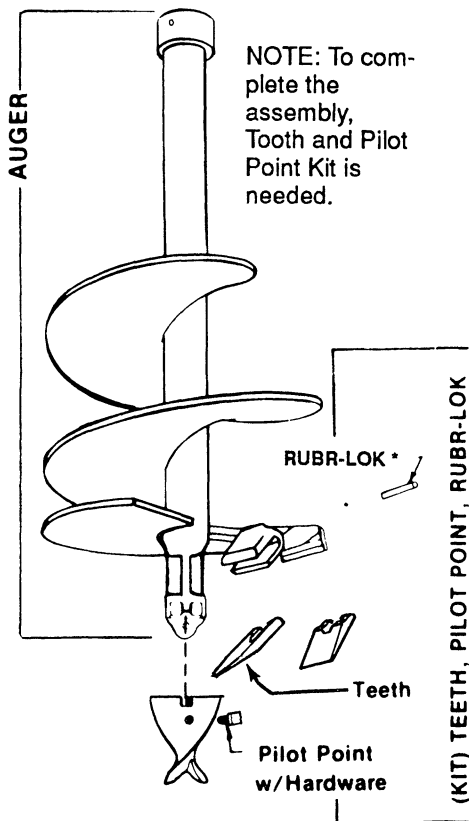
The correct way to install the Cutter Blade is illustrated in Figure 1. *Note position of sharpened edge of blade.*

FIG. 2 - EDGE OF CUTTER BLADE WORN

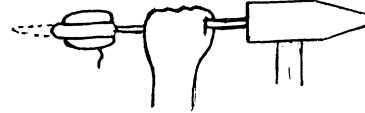
A Cutter Blade in this worn condition needs to be replaced. *A worn blade will hinder the operation of digging. Compare with Blade in Figure 1.*



INSTALLING PENGU HEAVY DUTY AUGERS TEETH & PILOT POINTS



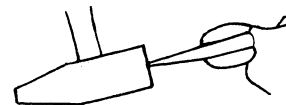
Quick-change teeth with RUBR-LOK*



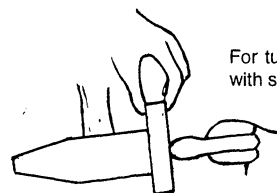
Remove worn teeth by driving out with a drift punch. Replace Rubr-Lok only if damaged.



1. Insert Rubr-Lok evenly in holder. (If tooth is difficult to install, dip Rubr-Lok in water. NEVER use grease or oil.



2. Drive tooth in until fully seated in holder, using a soft steel hammer. Compression of Rubr-Lok holds tooth firmly in pocket.



For tungsten carbide teeth, cushion carbides with soft wood board while driving fully in.